

# Daily Derivatives & Market Report

## CONTENTS

Page No.	Particulars
2	Market Summary
3	Nifty Futures – Derivatives Snap
4	Bank Nifty Futures – Derivatives Snap
5	Activity in Nifty Options
6	What do Nifty Technical suggest
7	Derivative Analysis
8	Disclaimer

## Index Trend Analysis

Pivot(Daily)	Close	S2	S1	Pivot	R1	R2	Daily	Weekly	Monthly
Nifty	11844	11586	11715	11787	11916	11988	Buy	Neutral	Buy
Sensex	39435	38593	39014	39245	39666	39898	Buy	Neutral	Buy
Nifty Futures	11865	11599	11732	11811	11944	12023	Buy	Neutral	Buy
Bank Nifty	31213	30306	30760	31017	31471	31728	Buy	Neutral	Buy
CNX IT	15570	15388	15479	15553	15644	15717	Sell	Neutral	Buy
CNX Midcap	17700	17196	17448	17586	17838	17977	Neutral	Neutral	Neutral
CNX Small Cap	6549	6340	6444	6498	6603	6657	Neutral	Neutral	Neutral

## Market Summary

Domestic Indices	Close	Points	% Chg
SENSEX	39434.7	623.3	1.6
NIFTY	11844.1	187.1	1.6
MIDCAP	14945.2	294.9	2.0
SMLCAP	14699.6	346.6	2.4
BSEFMC	11560.2	78.4	0.7
AUTO	19059.9	544.8	2.9
POWER	1961.3	30.2	1.6
REALTY	2166.2	86.9	4.2
BSE IT	15122.5	51.9	0.3
BANKEX	35199.2	938.4	2.7
OILGAS	15354.2	201.7	1.3
METAL	10789.9	302.1	2.9

Currency Futures	Close	Pre. Pts	% Chg
29-May-19 EUR-INR	77.84	78.07	-0.29
29-May-19 USD-INR	69.55	70.04	-0.71
29-May-19 GBP-INR	88.30	88.62	-0.37
29-May-19 JPY-INR	63.42	63.63	-0.33

Advance/ Decline	Adv	Dec	Un Ch.
NSE	1444	361	105
BSE	1834	689	157

FII/DII Capital Mkt*	Buy	Sell	Net
FII	8059	6033	2026
DII	3838	4035	(195)

\*NOTE: - FII AND DII data figure is provisional

## Market Commentary

Indian equity benchmarks settled at lifetime closing high on Friday, as investors felt assured of policy stability after a decisive mandate for the Narendra Modi-led BJP in the general elections. The markets made a firm start of the day, aided by Fitch Ratings' latest report stating that a landslide victory of the Bharatiya Janata Party (BJP) marked an easing of political uncertainty and is expected to improve business sentiment and the outlook for private investment. From a credit rating perspective, it would focus on the extent of the next government's efforts to improve India's weak fiscal finances. The street took a note of Central Board of Direct Taxes' (CBDT) latest notification that senior citizens with a taxable income of up to Rs 5 lakh can now submit in banks and post offices Form 15H to claim exemption from Tax Deducted at Source (TDS) on interest income on deposits. Earlier, the limit for seeking TDS exemption was Rs 2.5 lakh.

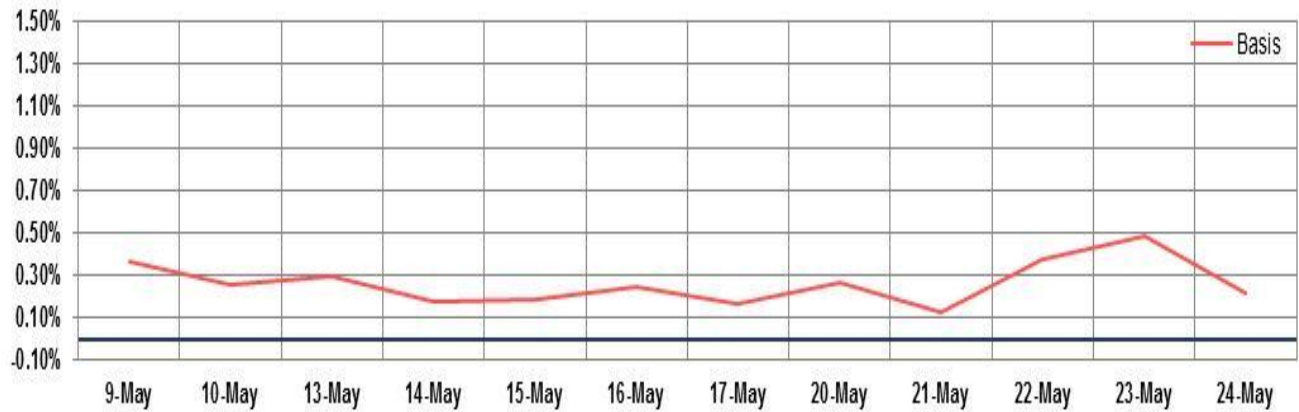
On the global front, European markets were trading in green, as Finland's retail sales increased in April from a year ago. The flash estimate from Statistics Finland showed that retail sales volume grew 3.2 percent year-on-year in April, faster than the 1.7 percent rise in March. At the same time, retail turnover advanced 4.3 percent versus 1.4 percent in the previous month. Asian markets ended mixed, amid reports that Japan's all industry activity fell further in March. The figures from the Ministry of Economy, Trade and Industry showed that the all industry activity index declined 0.4 percent month-on-month in March, following a 0.2 percent drop in February. Among components, construction industry activity increased 0.3 percent, slower than 1.5 percent rise in February.

## Market Turnover & FII Derivative Data

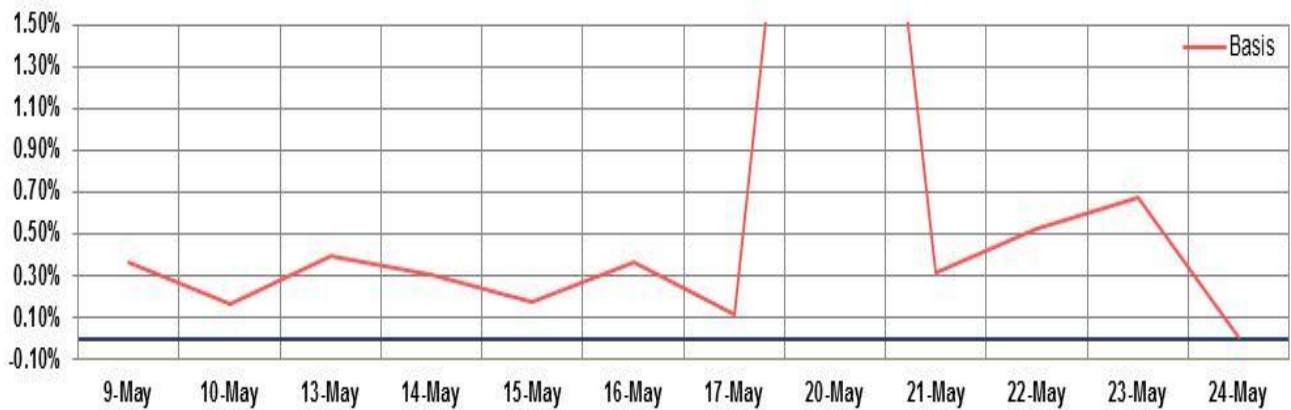
Market TO	Current	Previous	Net%
BSE CASH	3620	3870	(6)
NSE CASH	41508	52323	(21)
NSE FO	981158	2581258	(62)

FII Derivatives	Buy	Sell	Net
Ind. Futures	5862	5871	(9)
Ind. Options	188472	185459	3013
Stk. Futures	17014	17379	(365)
Stk. Options	8534	8494	41

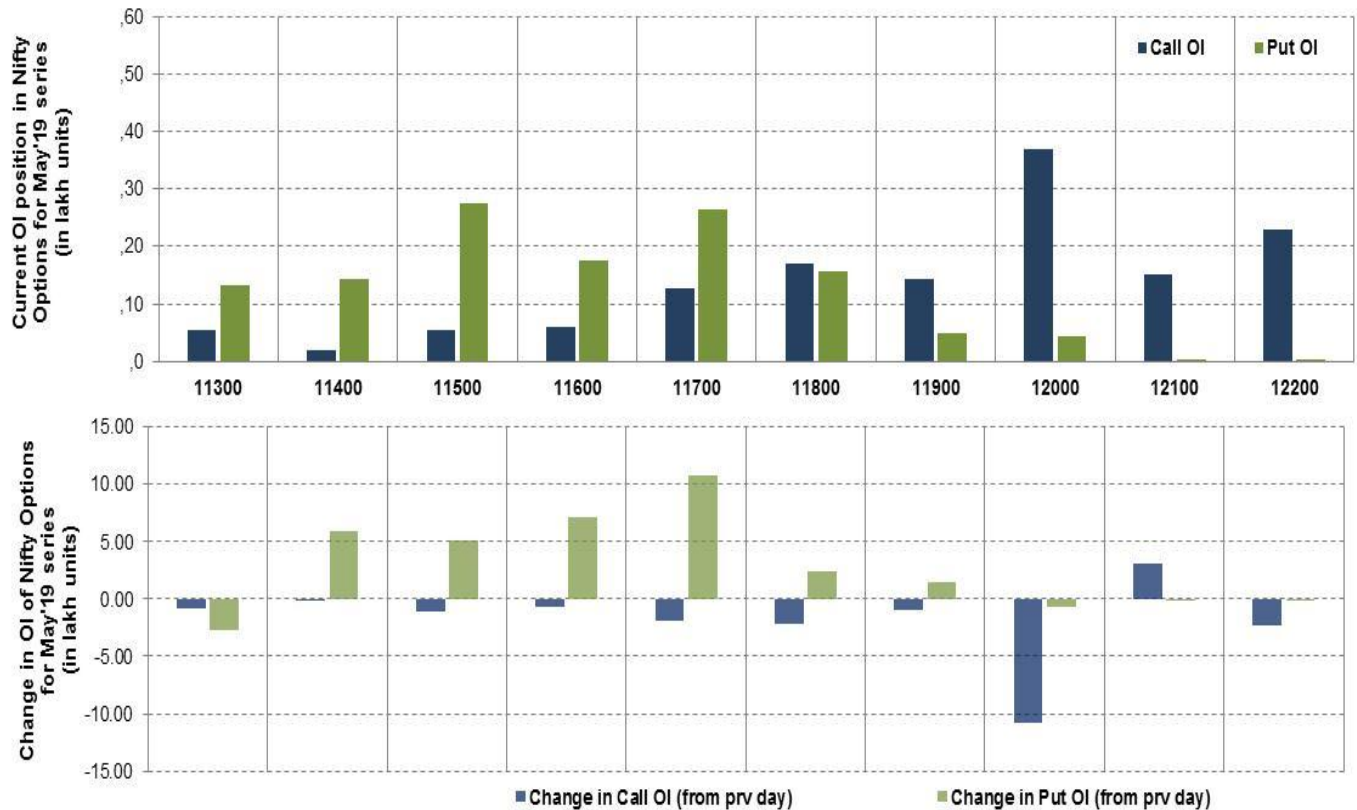
# Nifty Futures



## Bank Nifty Futures



## Nifty Options



Note – Change in OI of Nifty Options refers to change from previous trading day  
 Source-NSE, SIHL Derivatives Research (Institutional Equities)

- Among Nifty calls 12,000 SP from the May month expiry was the most active call with a reduction of 1.08 million in open interest.
- Among Nifty puts, 11,500 SP from the May month expiry was the most active put with an addition of 0.51 million open interests.
- The maximum OI outstanding for Calls was at 12,000 SP (3.69mn) and that for Puts was at 11,500 SP (2.75mn)

## Nifty Technical & Indices Levels

1-Nifty 50 - 24/05/19  
 Avg Avg



Nifty Cash prices have settled at 11844.1 up by 1.60 percent from the previous close. On the upper side it has resistance of 11900 and 11950 and 12000 levels, while lower side it has support of 11750 and 11700 levels. Intraday traders should be cautious and take position accordingly.



Fresh Longs ↑ Open Interest ↑ Price					
Scrip	Prev. OI	Cur. OI	% Chg. OI	LTP	Price % Chg
MANAPPURAM	8,454,000	9,882,000	16.89	138.15	8.06
CEATLTD	648,000	742,400	14.57	1045.30	5.87
BERGEPAIN	1,482,800	1,669,800	12.61	312.10	1.04
CESC	1,129,700	1,254,550	11.05	746.35	2.62
Short-Covering ↓ Open Interest ↑ Price					
Scrip	Prev. OI	Cur. OI	% Chg. OI	LTP	Price % Chg
DHFL	17,650,500	15,849,000	-10.21	120.70	5.88
GODFRYPHLP	612,500	538,300	-12.11	1034.00	3.80
VEDL	33,239,600	29,037,500	-12.64	164.40	4.48
IBULHSGFIN	15,047,500	13,071,000	-13.14	795.95	1.38
Fresh Shorts ↑ Open Interest ↓ Price					
Scrip	Prev. OI	Cur. OI	% Chg. OI	LTP	Price % Chg
BATAINDIA	1,667,600	1,942,050	16.46	1338.30	-1.88
SUNTV	4,999,000	5,513,000	10.28	533.00	-2.95
SRF	743,750	793,750	6.72	2882.15	-0.85
KAJARIACER	1,394,900	1,488,500	6.71	604.20	-2.21
Long Unwinding ↓ Open Interest ↓ Price					
Scrip	Prev. OI	Cur. OI	% Chg. OI	LTP	Price % Chg
TITAN	7,490,250	7,195,500	-3.94	1224.20	-0.09
NESTLEIND	283,100	271,500	-4.10	10703.40	-0.96
JUSTDIAL	2,486,400	2,360,400	-5.07	678.35	-4.99
RELINFRA	11,906,700	11,164,400	-6.23	112.35	-1.79

#### Disclaimer:

The Information provided by SMS or in newsletter or in any document has been prepared by Shah Investor's Home Ltd (SIHL). The Information provided by SMS or in newsletter does not constitute an offer or solicitation for the purchase or sale of any financial instrument or as an official confirmation of any transaction. The information contained herein is from publicly available data or other sources believed to be reliable, but we do not represent that it is accurate or complete and it should not be relied on as such. SIHL or any of its affiliates/ group companies shall not be in any way responsible for any loss or damage that may arise to any person from any inadvertent error in the information contained in this report or SMS. This Information provided by SMS, reports or in newsletter is provided for assistance only and is not intended to be and must not alone be taken as the basis for an investment decision. The user assumes the entire risk of any use made of this information. Each recipient of this Information provided by SMS, report or in newsletter should make such investigation as it deems necessary to arrive at an independent evaluation of an investment in the securities of companies referred to in this information provided by SMS, report or in newsletter (including the merits and risks involved), and should consult his own advisors to determine the merits and risks of such investment. The investment discussed or views expressed may not be suitable for all investors. This information is strictly confidential and is being furnished to you solely for your information.

The information should not be reproduced or redistributed or passed on directly or indirectly in any form to any other person or published, copied, in whole or in part, for any purpose. The information provided by report or SMS is not directed or intended for distribution to, or use by, any person or entity who is a citizen or resident of or located in any locality, state, country or other jurisdiction, where such distribution, publication, availability or use would be contrary to law, regulation or which would subject SIHL and affiliates/ group companies to any registration or licensing requirements within such jurisdiction. The distribution of this Information provided by SMS or in newsletter in certain jurisdictions may be restricted by law, and persons in whose possession this Information provided by SMS or in newsletter comes, should inform themselves about and observe, any such restrictions. The information given or Information provided by SMS, report or in newsletter is as of the date of the issue date of report or the date on which SMS provided and there can be no assurance that future results or events will be consistent with this information. This information is subject to change without any prior notice. SIHL reserves the right to make modifications and alterations to this statement as may be required from time to time. However, SIHL is under no obligation to update or keep the information current.

Nevertheless, SIHL is committed to providing independent and transparent recommendation to its client and would be happy to provide any information in response to specific client queries. Neither SIHL nor any of its affiliates, group companies, directors, employees, agents or representatives shall be liable for any damages whether direct, indirect, special or consequential including lost revenue or lost profits that may arise from or in connection with the use of the information. Past performance is not necessarily a guide to future performance. The disclosures of interest statements incorporated in the Information provided by SMS, report or in newsletter are provided solely to enhance the transparency and should not be treated as endorsement of the views expressed in the report. The analyst for this report certifies that all of the views expressed in this report accurately reflect his or her personal views about the subject company or companies and its or their securities, and no part of his or her compensation was, is or will be, directly or indirectly related to specific recommendations or views expressed in this report.

#### About Us:

Shah Investor's Home Ltd (SIHL) is an ISO 9001:2008 Certified financial Services Company established in 1994 at Ahmadabad, Gujarat. Customer satisfaction is guaranteed through our diversified product portfolio, professional management and customer first attitude. SIHL was the first broking house in Gujarat with membership in National Securities Depository Ltd (NSDL) and was the first broking name providing services in NSE F&O in Ahmedabad. Today, SIHL ranks among the top most players in Gujarat in retail stock broking area with 45 branches, 350 franchisee across India and providing service to more than 1,25,000 clients.